

Hats off

to Brisbane Millinery Convention

29 June - 5 July 2013

Metropolitan South Institute of TAFE
Mount Gravatt Campus



Contents

Introduction	2
Timetable	3
Hosted By	4
Platinum Sponsors	5
Gold Sponsors	6
Silver Sponsor	6
International Tutors	7
Tutors	8
Classes	11
Seminars	21
Functions	22
Delegate Information	23

Introduction

The Convention Committee is excited to welcome its sponsors, traders and delegates to the **2013 Hats Off to Brisbane Millinery Convention**. In particular, we would like to acknowledge our hosts The Millinery Association of Australia and Moreton South Institute of TAFE (MSIT). We would also like to thank our sponsors Distinctive Accessories, Blocks By Design, The Feather Shop, The Total Package, Millinery Online and The Hat Academy who have helped us bring this amazing event to you. Please support them leading up to, during and after the Convention.

Running from Saturday 29th June to Friday 5th July at Moreton South Institute of TAFE (MSIT), Mt Gravatt Campus, the event kicks off with registration on Saturday and the ever popular Trade Day on Sunday. On the afternoon of the Trade Show the inaugural Tutors' Challenge will be held. Its MasterChef meets Project Runway. Tutors battle it out with a mystery box of materials and a small budget for shopping with our traders. Then stand back and watch as tutors create a spectacular piece in just two hours – all for the opportunity to become Australia's first MasterMilliner!

We are thrilled with the classes and seminars we are able to offer you. Our two international milliners, Ian Bennett and Carolyn Gibson will teach techniques not readily available on our shores. Our Australian tutors, many of them Queenslanders, will share their skills of the trade – ranging from techniques of old to the innovative.

Relax and enjoy the social activities we have organised. Take in the Brisbane scenery, socialise with old friends and make some new ones. Join us on Sunday night for the Cocktail Party at the prestigious Stamford Plaza. At the end of the week cement your new friendships at the Hatters Millinery Supplies Grand Finale Dinner. This includes the final of the Hatters Millinery Supplies Mystery Hat Competition which has an exciting new twist - details of which will be forwarded to you once you have registered for the Convention.

We hope to share with you an amazing week of learning, networking and fun in beautiful Brisbane.

2013 Hats Off to Brisbane

Millinery Convention Committee

www.facebook.com/2013HatsOfftoBrisbane

Timetable

	Saturday	Sunday	Monday	Tuesday	Wednesday	Thursday	Friday				
10am - 1pm	Registrations Venue: MSIT	Trade Show Venue: MSIT	Session 1	Session 3	Session 5	Session 7	Session 9				
1pm - 2pm			Lunch	Lunch	Lunch	Lunch	Lunch				
2pm - 5pm			MasterMilliner (Tutors' Challenge)	Session 2	Session 4	Session 6	Session 8	Seminar 5			
	Seminar 6										
5pm - 9pm			Seminar 1	Seminar 2	Seminar 3	Seminar 4					
			Cocktail Party Venue: Stamford Plaza								
9pm - 11:30pm									Hatters Millinery Supplies Grand Finale Dinner (including Hatters Millinery Supplies Mystery Hat Competition) Venue: Hilton Hotel		

Hosted By



The Millinery Association of Australia is a not-for-profit organisation committed to generating public awareness of millinery and encourage the wearing of hats. Providing a range of educational classes and training for up and coming milliners along with creating and hosting events to showcase our milliners' work. We encompass a diverse range of millinery from the artistic to the eclectic.



MSIT offers practical training from industry professionals, with more than 230 courses to choose from. With campuses throughout Brisbane's southside. MSIT can help you start or advance your career or build a pathway to university.

No matter what area of fashion you're interested in MSIT's fashion courses will give you the training and practical skills to help you stand out. All of our courses are run by an experienced team of fashion experts and give you the opportunity to work on exciting real-world projects. Past graduates have gone on to work with leading labels such as Calvin Klein, Marc Jacobs and Bonds, and advanced diploma students are eligible for a range of grants and awards to study internationally and further their careers in the fashion industry.

MSIT, Mt Gravatt Campus
1030 Cavendish Road
Mt Gravatt QLD

Platinum Sponsors



Distinctive Accessories is a family owned hat company trading since 1988. Millinery supplies have been a constant range for our company since our beginnings of making our own hats.

We no longer manufacture hats, but for the milliner, we offer an extensive and comprehensive range of millinery products. Our product range includes crinoline, veiling, sinamay, feathers, flowers, hoods, headbands, hat wire and many other millinery supplies.

Each season we source new products and new colours and patterns in our range of sinamay material. Anyone is welcome to come to our warehouse and check out our range.

www.dahats.com.au
Phone: 07 3423 0566



Blocks by Design is Australia's number one manufacturer of hat blocks, and has been established for over 12 years. It was founded in Victoria by Doug Osborne. His son Darryll joined the family business in 2011 and is continuing the tradition of great service with high quality work from the South Australian branch. The father/son team will work with you to create the hats of your dreams. We have an extensive catalogue of products that you can choose from or you can ask us to create something unique especially for you - we can even grant exclusivity if you desire. We are able to work from sketches, photographs or mock ups etc; and we do not charge extra for drafting work. Customer service is the highest priority of Blocks By Design. We realize milliners often have deadlines and we do our utmost to make sure you meet them!

www.hatblocks.com.au
Phone: 0413 319 765



We are a fabulous online store selling fine feathers, millinery supplies, trimmings and embellishments. At The Feather Shop you will find an array of fascinatingly fabulous fine feathers, findings and trimmings. Our extensive range of products includes fancy feathers, millinery supplies, sinamay, ribbons, flowers, veiling, lace, hair accessories, haberdashery supplies and much, much more. Our products are sold throughout the world to milliners, craft enthusiasts, fly-fishers, art schools, dance schools, fashion houses, and film/theatre productions. At The Feather Shop we strive to source quality and affordable materials and trimmings. We continually follow the latest fashion trends and seasonally add to our collection to offer you the latest in styles, textiles and colours.

www.TheFeatherShop.com
Phone: 03 9543 2268

Gold Sponsors

THE TOTAL PACKAGE

The Total Package is a speciality packaging manufacturer. Offering high quality Australian Made products, they have a large range of sizes for all your millinery packaging needs. With over 25 colours to choose from you're sure to find something that you'll love. Ideal for millinery, hampers, floristry, wine, clothing and a wide range of gift presentations, The Total Package will also custom design styles to suit you.

Phone: 03 8339 7641



Online shopping for all your millinery needs does not get any easier than with millineryonline.com.au.

They stock a large variety of millinery items in a range of colours including:

- * Silk Abaca
- * Burnt peacock plumes and hurl
- * Barb quills
- * Peacock swords and eyes
- * Stripped and pre-cut coque tails
- * Pre-made sinamay and polypropylene bases
- * Paris cloth, sinamay, netting and crinoline
- * Feather flowers and trees

Their excellent customer services ensures all orders are either despatched same day or next business day for those last minute shoppers.

www.millineryonline.com.au

Phone: 07 4054 3292

Silver Sponsor



With the launch of the Hat Academy website in June 2012, Queensland milliner, Elaine Mergard is teaching millinery globally. With over 30 years of millinery experience she has created a place for hat lovers and milliners to develop skills through hat classes and to connect and share all things millinery. This allows her "to create the next generation of milliners by teaching techniques enabling each one to develop their unique creativity".

www.hatacademy.com

International Tutors

Ian Bennett

Ian Bennett MA (RCA) is an independent milliner who started his millinery journey at the Royal College of Art, during which he won the coveted Karl Lagerfeld Scholarship.

Over his 20 year hat making history he has created pieces for fashion labels such as Thierry Mugler, Burberry and English label Boudicca, amongst others.

With the title role of Head Costume Milliner his work has featured in films such as the recent Robert Pattinson and Uma Thurman *Bel Ami* and *The Life and Times of Peter Sellers* starring Geoffrey Rush. His work has also been seen in the BBC's *The Lost Prince* (where he won an Outstanding Contribution to Film Costume award from the American Emmys). Ian is currently involved in millinery for The English National Opera on *Pilgrims Progress* and the Leicester Curve's interpretation of *Hello Dolly*. Currently he is involved in millinery for The English National Opera.

Ian has worked on many projects, the most recent being The Grazia/HATWALK Project. He was one of England's top 21 milliners chosen to create a headpiece for an iconic London Statue - his being The Duke of Wellington.

In 2011 Ian was invited to help create millinery for Her Majesty Queen Elizabeth II. One was the feather piece worn for the opening ceremony of the London Olympics. He has also contributed to the many other feather pieces and hats for her Diamond Jubilee Tour.

Besides working on his own couture collection Ian has collaborated with renowned London milliners including Stephen Jones, Frederick Fox and Philip Sommerville.

Keenly sought within U.K institutes, including The Royal College of Art, his services as Millinery Lecturer and Tutor are ongoing.

Carolyn Gibson

Carolyn began her millinery career as a fifteen year old apprentice at Ascot Millinery in Christchurch NZ.

After the first year she was considered a junior apprentice and then progressed to learn how to pattern brims, attach wire, fit, cover and machine stitch with patterns.

After the completion of her three years formal training Carolyn was a qualified milliner. She studied for a further year as a journey woman to become recognized as a Master Milliner.

Her travels overseas saw her settle in Vancouver for 23 years where she taught costume design students six-month courses in avant-garde millinery techniques.

Since her return to New Zealand Carolyn has worked with the NZ Opera Company on millinery commissions for opera productions. These included some amazing hats complete with huge bird wings that were the height of fashion in the 19th century. Her latest millinery commission includes oversize Victorian pieces worn in the opera *Madam Butterfly*.

Carolyn has won several Millinery Awards in New Zealand and Australia for Fashions on the Field and has had articles published in NZ Fashion Quarterly, NZ Herald, and Hatauk UK.

She owns and operates *Le Chapeau Millinery* in Auckland and teaches short courses on 'Basic Introduction to Millinery'.

Students often re-register for more courses as they discover a love of learning the art of millinery. Through this Carolyn now has an intern who has been in training for 18 months.

Tutors

Patty Carter

Patty is a model milliner with over 50 years experience; she worked for master milliner Patrick Ogilvie after completing a 4 year apprenticeship with D&W Murray's Brisbane. Patty's home studio is where she creates beautiful hats and headpieces, producing many Fashions on the Field winners as well as hats and gowns for Miss Australia Le-Ann Dick. She has taught at TAFE colleges as well as every 'Hats Off' Convention. Following the 2010 Convention Patty was asked by Carole Denford, Fashion Editor of *The Hat Magazine* to teach the workroom technique featuring 'Working with Racello Braid' issue 47 Oct/Nov/Dec 2010.

Lorraine Gill

Lorraine has been running 'Lorraine Gill Creations' since 1995 and began teaching millinery for TAFESA in the same year. Currently delivering Certificate II in Millinery Lorraine also holds Certificate IV in Assessment & Workplace Training. She has taught at the past 'Hats Off' Conventions, as well as the International Millinery Forum in Wagga Wagga. Lorraine has been part of Studio Hats for 15 years - a co-operative of Adelaide milliners who set up a 'Pop-Up' selling venue prior to Melbourne and Adelaide Cups. Her work also includes being commissioned to make a range of hats for George Gross & Harry Who's Spring Collection.

Mike Griffin

Mike has worked in the fashion industry for more than 20 years and currently teaches in the Fashion Department at Metropolitan South Institute of TAFE. While his interests include fashion illustration, computer pattern making, and computer graphics, his passion is textile print design and the exploration of different techniques and approaches to

creating artwork ready for printing on cloth. This creativity, combined with a little understanding of graphics software and an awareness of small scale fabric printers presents new and exciting textile possibilities for designers of every skill level. Every day there are new possibilities, every day is exciting.

Juanita Henry

Juanita came into millinery with a background in dressmaking and began selling her highly individual, often quirky hats and headpieces eight years ago after initial training with one of the doyennes of millinery, Patty Carter.

Gaining inspiration from vintage fashion and nature, Juanita's creations for race wear and bridal are known for their clean lines and fine finish.

Adapting dressmaking techniques to produce hats and caps from vintage straws, fabric and leather is of particular interest.

Her hats have sold in Dubai and around Australia, gaining many awards in Fashions on the Field, including a Top Ten placing in the 2010 Oaks Day Millinery competition. She enjoys utilising her teaching background to tutor privately and through TAFE and is often called on to do community presentations.

Peter Jago

One of Australia's most famous and flamboyant milliners, Peter has held his own label for over 30 years.

In 2003, Peter was the inaugural inductee into the 'Australian Millinery Hall Of Fame' – a fitting testament to the enormous contribution he has made to the advancement of millinery.

He is recognised throughout Australia and overseas through solo and permanent exhibitions, fashion showings and seminars.

Peter began his millinery study through amateur theatre and then became Assistant to the Head Milliner of the Australian Opera. In this position, Peter developed his skills as a tailor and costumer.

With a university degree for training in the millinery field Peter was instrumental in introducing formal millinery training and workshops in Sydney and Melbourne and across regional Australia.

Peter's enduring passion is for the history of fashion and in particular millinery textiles. There are few to rival his knowledge and experience.

Catherine Kelly

Catherine works from her studio in Rozelle NSW creating beautiful, original headwear for discerning clients. She also runs popular millinery classes at Sydney Community College and privately in her studio. She underwent her millinery training at TAFE Ultimo under Lynne McInroy, and Jane Stoddart and several other teachers including Jean Carroll and Dillon Wallwork. She was awarded the Prix de Public Musee du Chapeau in 2009 and won first place and a special arts merit award at the Sydney Royal Easter show in 2010. She was awarded a Hatty Award in 2012. Her collections have been shown in David Jones.

Galina Kofod

Born in Russia Galina learned to work with leather, mostly making leather jewellery.

Two years ago Galina completed a comprehensive course in making flowers from silk. This course was based on the Japanese method of flower making. Using this knowledge and her experience working with leather she developed her own style and technique creating leather flowers. Previously running her workshops in Russia Galina now holds classes online using Skype.

Tutors continued ...

Paris Kyne

As one of Australia's foremost milliners, Paris Kyne has been crafting one-of-a kind headwear for twenty-five years. His search for textiles, trims and tools for his creations take him around the globe and he has accumulated a collection of over 500 hat blocks, some of which are up to 120 years old. Paris has staged two solo exhibitions in the USA, won countless Fashions on the Field competitions and 2008 saw him inducted into the prestigious City of Stonnington Fashion Hall of Fame. Paris studied fashion and millinery in London and received his technical knowledge and sound manufacturing skills working in Australia for the late, internationally beloved celebrity milliner, William Beale. Paris' creations have adorned celebrities including Paris and Nicky Hilton, Tara Moss and Melissa George.

Amanda Macor

Amanda is one of Cairns' leading milliners and has produced thousands of hats and hundreds of winning Fashions on the Field stunners for clients and friends with some of her winning designs seen in the UK's Hat Magazine. A reef inspired silk abaca creation was a Top 10 Finalist at the 2011 Millinery Award. Amanda's hand dyed bountiful bows also made their debut at Hatsravage 2011 and introduced silk abaca to her millinery peers. 2012 has been an exciting and progressive year with personal highlights of Runner-Up NSW State Final in Sydney, Runner-Up Melbourne Cup Day, Winner Oaks Ladies Day, Winner Victorian State Final and Runner-Up 2012 National Final. Creating the winning millinery for various clients Australia wide and the launch of Amanda Macor Hat Hire has been the outstanding success for 2012.

Carole Maher

After a successful corporate career Carole studied Millinery I and II at the Royal London College of Fashion. She then graduated as a couture milliner from the Institute of Fashion Technology Sydney (TAFE Cert IV). She has also travelled the world doing classes with master milliners such as Rose Corey.

Carole produces couture and bespoke millinery for private clients and TV and advertising campaigns at her studio in NSW. She has an exhibition once a year to showcase her spring collection (over 70 unique headpieces/hats). She loves unusual and new materials and specialises in developing new millinery techniques and skills.

Cherryl McIntyre

A Brisbane based artist whose commitment to leather takes a new refreshing, innovative approach with the medium.

Cherryl is committed to passing on the traditions of the craft. The desire to learn has taken her to America and Japan. Her standard of work is unparalleled and as a consequence is constantly sought after. She was nominated for the International 'Al Stohlman' Award in 2008. This prestigious award honors the accomplishments of individual leather artists worldwide and is given to one who has demonstrated continued dedication to the industry following the example set by Al Stohlman the world's most talented and respected leather artist.

Cherryl went on to win the award - the first time the award has been won by a non American.

Elaine Mergard

Elaine made her first hat in 1964 while training as a Home Economics Teacher. She trained in all fields of millinery and taught in Adult Education. In the early 1990's she created hats with an outrageous style under the 'Hatrageous Headwear' label and these soon created media attention. A real privilege was making hats for Her Excellency Ms Quentin Bryce, then Governor of Queensland.

Elaine has taught in TAFE and currently teaches at Queensland Museum and University of Southern Queensland, Toowoomba.

With the launch of the Hat Academy website in June 2012 Elaine is teaching millinery globally.

"My mission is to create the next generation of milliners by teaching techniques enabling each one to develop their unique creativity."

Janelle Rayner

Janelle Rayner is currently Director of Janelle Rayner Fashion Millinery & Couture. Janelle is also currently teaching the Certificate IV in Millinery at MSIT, Mount Gravatt, Brisbane.

Completing her studies in Fashion and Millinery at East Sydney Tech Janelle has now been working in the fashion industry for over 17 years. Her experience has included working for various fashion and millinery houses in Sydney including Gabrielle Scarvelli, Luke Diaz, Collette Dinnigan and Studibaker.

Janelle's love of teaching has also gained her extensive experience over the past 15 years lecturing Fashion and Millinery at various colleges including Sydney Institute of TAFE – Ultimo.

Tutors continued ...

Waltraud Reiner

Having obtaining a fashion degree in her native Austria Waltraud discovered her love of hats after moving to Melbourne. She came to work for milliner Magda Urban. Later travelling to London she studied under legendary master milliner Rose Cory, who became one of her greatest mentors, then went on to work for Philip Somerville, milliner to Princess Diana. Returning to Australia Waltraud took the reins at Magda's studio. The business evolved as she began to focus on the teaching of millinery. Her designs have been shown in numerous solo exhibitions across Australia. She travels regularly as a lecturer around the world and can be spotted around rural and urban Australia in her Hatmobile.

Rebecca Share

A graduate of the Melbourne School of Millinery and winner of the prestigious Oaks Day Millinery Award 2011 Rebecca has been a milliner for over 16 years. Rebecca has been a Fashions on the Field judge at many racing events across Australia and teaches millinery at her Geelong studio and at the Gordon Institute in Geelong. Rebecca's hats are worn and loved by race goers, brides and high profile celebrities and have been award winners at Fashions on the Field around the world.

Robyn Smallhorn

Robyn has been teaching at TAFE for 25 years, 10 years in Fashion working in pattern making, grading, assembly, bridal, leather work and swimwear. For the past 15 years Robyn has specialised in millinery, instigating the new training package at Metropolitan South Institute of TAFE QLD incorporating traditional and modern techniques and developing new skills in millinery. Robyn is passionate about working with students. At MSIT she oversees all levels of millinery, including Certificate IV in Millinery that runs part time (5 hours a week) over 3 years.

Jane Stoddart

Jane Stoddart has been practising as a model milliner for over 25 years. She has sold her hats through most major department stores and many fashion boutiques, from Zambesi to Belinda. She operated retail premises in Paddington, Sydney for many years. She has taught at most of Sydney's leading design colleges and taught Certificates II, III and IV at TAFENSW Sydney Institute. She has been selected as a finalist/semifinalist in the London-based Hat Designer of the Year competition three times. She enjoys developing new design ideas and innovative approaches to materials and techniques.

Christine Waring

Working from her inner-city studio, Christine is recognized as one of Australia's leading professional milliners. Invited to European hat festivals she teaches in Canberra, runs workshops around the country and has exhibited hats in venues as diverse as the Australian National Gallery, the Museum of Australia, Canberra Museum and Gallery and Tilley's Women's Bar. Her designs have been turning fashionable heads in the nation's capital for over 20 years. A regular at Melbourne's high-profile spring millinery parades her race hats are as exciting as the Carnival. Canberra's brides also know that she'll deliver that perfect finishing touch for their big day. Fusing sculptural form with up-to-the-minute fashion; flair with that essential edge; Christine's hats are sometimes art, often fun, but always so very wearable. Original, creative lines drawn with professional skill for flawless fit and finish.

Wendy White

Wendy lives in Rockhampton and began her foray into millinery by designing and making fabric hats that she then sold around markets and shows across three states. Her hats now sell through her shop and online under the 'Bush Buddies' label. Wendy is an enthusiastic and energetic promoter of millinery. Besides numerous awards in Fashions on the Field competitions, Wendy was twice the winner of the 'Hatty Award' presented by HatLife USA for 'dedication and innovation to the headwear industry'. In 2010 and again last year she was a semi-finalist in the UK 'Hat Designer of the Year'.

Classes

Bird of Paradise

Patty Carter

Level: Beginner – Advanced

Duration: Full Day

Sessions: 1/2, 3/4, 5/6, 7/8

For those wanting something special: learn to carve your own bird, then cover the body with feathers in the colours of your choice, finishing with a spectacular tail.



Braid Straw Flowers and Leaves

Christine Waring

Level: Beginner - Advanced

Duration: Full Day

Sessions: 5/6, 7/8

In this workshop you will learn to make braid straw petals to form a colourful textured flower. You will master the techniques of sewing together strips of braid, incorporating shaping wire and finishing outside edges to form petal shapes from patterns you have made. Christine will guide you through the whole process of piecing the petals together into stunning flowers. She will also discuss with you how to position and attach additional braid trims to your particular hat/headpiece base. Expect to make 2-3 flowers in a full day of straw flower fun!



Classic Wirework Techniques and Covered Wire Work

Paris Kyne

Level: Intermediate - Advanced

Duration: Full Day

Sessions: 1/2, 3/4, 5/6, 7/8

This is a practical workshop in which Paris will teach you how to cut and bend wire, the different types of cotton wirework joins and culminate in the creation of a small wirework frame in the shape of a satellite dish. Learn how to hand mould tulle, ribbon, braid and fabric over a wirework frame with particular attention paid to corners, severe shapes and tying off the ends.



Classes – continued ...

Classic Wirework Techniques

Paris Kyne

Level: Beginner

Duration: Half Day

Sessions: 9

This is a practical workshop in which Paris will teach you how to cut and bend wire, the different types of cotton wirework joins and culminate in the creation of a small wirework frame in the shape of a satellite dish. Paris will show samples of completed wirework, so you may understand where you can head with this set of new skills.



Crystallised Hats

Ian Bennett

Level: Intermediate - Advanced

Duration: Half Day

Sessions: 1, 2, 3, 4, 5, 6, 7, 8, 9

A true one off with glamour and sparkle. Starting with a completed hat, Ian will discuss the options for appropriate patterns and designs and how to prepare a line drawing. Ian will then demonstrate the techniques required to transfer the line drawing into Swarovski crystals on your hat – including addressing issues regarding the use of multiple colours while avoiding any marks on your hat.



Double Brims

Elaine Mergard

Level: Intermediate - Advanced

Duration: Full Day

Sessions: 1/2, 3/4, 5/6

Choose to cut and curl your brim OR create an asymmetrical double brim. This lesson involves determining how to reshape the brim then wire and bind the edge. Learning to attach wire using the sewing machine you can choose to bind with grosgrain/ Petersham ribbon using a ribbon board/stretcher or bind with silk or satin even use contrasting colours to add to the design. You will learn how to double block a brim to change styles when you do not have many blocks and use these techniques to transform your brim to a hatinator.



Classes – continued ...

Flat Felt Creations

Waltraud Reiner

Level: Beginner - Advanced

Duration: Half Day

Sessions: 5, 6, 7, 8, 9

In this workshop be inspired by flat wool felt. Get to know or become reacquainted with how to use this beautiful material. Wool felt when used in an innovative way can be very exciting. Waltraud will help you to overcome the fear of cutting into your precious fabric and be guided by the cut for amazing outcomes. Felt will be mixed with more summery materials which are more conducive to a warmer climate.



Free Shaping

Waltraud Reiner

Level: Beginner – Advanced

Duration: Half Day

Sessions: 1, 2, 3, 4

This class is about 'opening up'!

Learn how to use nothing but your material and an iron to create wonderful head pieces. Work with sinamay, jin sin and a great NEW fabric called linen abaca.

You will be shown how to use the fabrics, what to look out for to have success and how to keep pieces safely on your head. You will also have an appreciation of the importance of balance and comfort of what you make.

Waltraud will also show you how to combine these millinery materials.



Hand Sculpted Straw Knots and Twists

Christine Waring

Level: Beginner – Advanced

Duration: Full Day

Sessions: 1/2, 3/4

In this workshop you will learn how to cut and machine-sew two pieces of 'left over' parisial, in contrasting colours, into exciting and eye-catching designs. Be guided through techniques used for designing and cutting shapes, hand sculpting the straw and attaching the trims to your hats or headpieces. Christine will discuss the surprising visual effects of colour blocking and positioning your sculpted trims. You will expect to complete three different trims and attach one or two on your ready-made hat/headpiece base. Using 'left over' materials (no waste philosophy) is good for your business and the environment.



Classes – continued ...

Hand Tooled Flowers

Catherine Kelly

Level: Beginner - Advanced

Duration: Half Day

Sessions: 1, 2, 3, 4

Learn how to make beautiful hand tooled silk flowers. This workshop will cover fabric selection and show you how to use traditional flower making tools.



High Tech Thermo Plastic for Blocking and Trimming

Carole Maher

Level: Intermediate – Advanced

Duration: Full Day

Sessions: 1/2, 3/4, 5/6, 7/8

Learn how to block crowns, brims and trim using these new high tech thermo plastic materials. Light, quick and really easy to use, no wire or drying time needed and the form holds its shape well. These two new materials will revolutionise and change the way you create millinery. In this full day workshop, explore the extraordinary qualities and benefits of both materials by blocking a small shape and creating trimmings.



High Tech Thermo Plastic for Blocking and Trimming

Carole Maher

Level: Intermediate – Advanced

Duration: Half Day

Sessions: 9

Learn how to block crowns, brims and trim using these new high tech thermo plastic materials. Light, quick and really easy to use, no wire or drying time needed and the form holds its shape well. These two new materials will revolutionise and change the way you create millinery. In this half day workshop, explore the extraordinary qualities and benefits of both materials by blocking a small shape OR creating trimmings.



Classes – continued ...

Leather Blocking and Trimming

Janelle Rayner

Level: Beginner - Advanced

Duration: Full Day

Sessions: 1/2, 3/4, 5/6, 7/8

This is an exciting and dynamic workshop where participants will learn how to block a basic cocktail shape using a choice of leathers (including the popular Barramundi skin). A number of various trims using leather will also be demonstrated.



Leather Flowers

Cherryl McIntyre

Level: Beginner – Advanced

Duration: Full Day

Sessions: 1/2, 3/4

Learn how to make beautiful leather flowers and leaves from Australian veg tanned leathers. You will learn the techniques and skills on cutting, colouring, moulding and much more. The workshop will progress in an easy-to-follow step by step manner. You will make at least 2 flower's including leaves and or buds which can be enhanced with ribbon, cords, pearls, wire, beads and crystals. These beautiful life-like leather flowers can be used as a brooch, corsage or to decorate a hat or fascinator.



Leather Flowers for Hats and Fascinators

Galina Kofod

Level: Beginner – Advanced

Duration: Full Day

Sessions: 5/6, 7/8

During the workshop you will learn what type of leather is more suitable for making flowers. You will learn the basic techniques of pattern making, shaping, using the special tools and assembling your creation. The two main focuses of this workshop will be applying the silk flower making technique to leather and examining the features of leather. This workshop will be as interesting for beginners as it will be for people who have experience making silk flowers.



Classes – continued ...

Masculine Masterpieces

Juanita Henry

Level: Intermediate – Advanced

Duration: Full Day

Sessions: 3/4, 5/6, 7/8

Beautiful jackets and coats languishing in the aisles of opshops are the hidden gems waiting to be deconstructed to create a stylish lined cap of tweed, wool or denim that would be a winner in the men's fashion stakes. With the pattern provided and a combination of your dressmaking knowledge, attention to detail and skill with the sewing machine, you will produce a men's masterpiece of high quality, low cost.



Master Class in Hat Blocking

Peter Jago

Level: Beginner - Intermediate

Duration: Half Day

Sessions: 1, 2, 9

This course is designed to give students an indelible understanding of blocking concave and convex forms. This will enable the student to enhance their blocking techniques and maximise flexibility in selection of blocks and their forms. With over 30 years experience in opera, film, television, theatre, fashion and bridal headwear design, Peter will explain and demonstrate the traditional practices and methods of blocking from the 1930s, 40s, 50s, 60s, 70s, 80s, 90s, 2013 and beyond. It is an innovative, inspired course.



Photo courtesy of Blocks by Design

No Play, No Hat (Part 1)

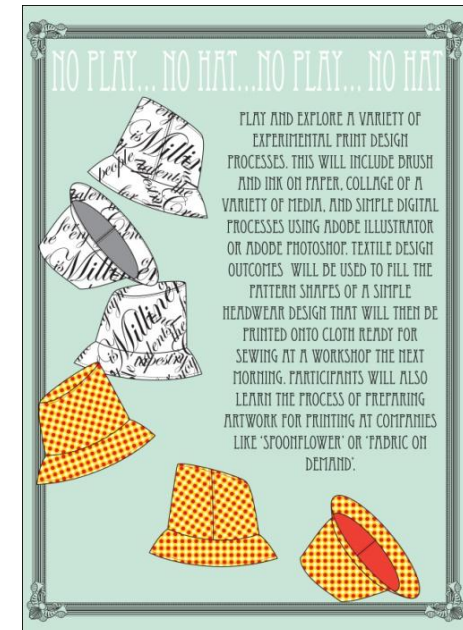
Mike Griffin

Level: Beginner – Advanced

Duration: Full Day

Sessions: 1/2, 3/4, 5/6, 7/8

Play and explore a variety of experimental print design processes. This will include brush and ink on paper, collage of a variety of media, photographic and simple digital processes using Adobe Illustrator or Adobe Photoshop. Textile design outcomes will be used to fill the pattern shapes of a simple headwear design that will then be printed onto cloth ready for sewing at a workshop later in the week. Participants will also learn the process of preparing artwork for printing at companies like 'Spoonflower' or 'Fabric on Demand'.



Classes – continued ...

No Play, No Hat (Part 2)

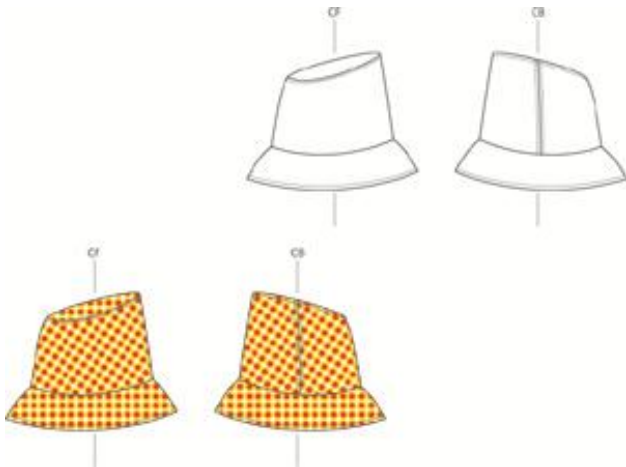
Robyn Smallhorn

Level: Beginner – Intermediate

Duration: Half Day

Sessions: 3, 5, 7, 9

Sewing together your printed pattern pieces from No Play, No Hat (Part 1) workshop using domestic machines. Applying suitable interfacing and lining.



Sculpted Lace Hats

Jane Stoddart

Level: Intermediate – Advanced

Duration: Full Day

Sessions: 1/2, 3/4, 5/6

Experiment with pattern, form and draping by working with stiffened guipure lace while it is semi-dry. Create a beautiful sculpted piece and support it with complementary wire work.



Shaping Silk Abaca

Amanda Macor

Level: Beginner – Advanced

Duration: Half Day

Sessions: 1, 2, 9

Learn how to manipulate silk abaca into the most glorious shapes whilst keeping the silk sheen to your work. Create gorgeous trims by shaping and draping.



Classes – continued ...

Silk Abaca in Glorious Colour and Shape

Amanda Macor

Level: Beginner – Advanced

Duration: Full Day

Sessions: 3/4, 5/6, 7/8

Learn how to manipulate and dye silk abaca into the most glorious vibrant colours and shapes whilst keeping the silk sheen to your work. Full day workshop with the morning dedicated to creating custom dyed glorious colour to inspire amazing shapes. The afternoon will see you create gorgeous trims and draped covers from your morning dyeing session.



Speed Up Your Millinery Production Time

Lorraine Gill

Level: Intermediate - Advanced

Duration: Half Day

Sessions: 1, 2, 3, 4, 9

It's amazing how many milliners/students are unaware of the quick and easy use of heated hat blocks – no hanging around waiting for materials to dry after blocking. In this workshop the participants will be introduced to techniques used for hot blocking.



Swirly Sinamay

Rebecca Share

Level: Beginner

Duration: Half Day

Sessions: 5, 6, 7, 8

This course will cover the production of gorgeous wired sinamay swirls to be used as a hat trimming or a headpiece.



Classes – continued ...

Turbans

Peter Jago

Level: Intermediate - Advanced

Duration: Full Day

Sessions: 3/4, 5/6, 7/8

Worn by many cultures in its various forms, the turban has endured for many centuries. Recently showcased by fashion houses and worn by celebrities, the turban is garnering more widespread appeal. Taking a contemporary approach to textile and design, Peter will introduce traditional methods used to make this stylish headwear. More modern techniques used to give the turban a unique look will be demonstrated including embellishment and free form.



Veils

Robyn Smallhorn

Level: Beginner - Advanced

Duration: Half Day

Sessions: 2, 4, 6, 8

Learn the time honoured skills of bridal veils. Discover lengths, edging options and methods of securing. Because most brides opt for detachable veiling for removal at the reception Robyn will cover how to make a stand alone veil as well as how to attach to bridal headpieces.



Vintage Inspired Feather Birds

Jane Stoddart

Level: Beginner – Advanced

Duration: Half Day

Sessions: 7, 8, 9

Milliners and couturiers of the past have loved to use feather bird trims created by carefully piecing together a variety of feathers, beads and wire. These vintage trims are increasingly rare and fragile, so we'll make our own contemporary styles!



Classes – continued ...

Vintage Swiss Straw Hatinator or Brim

Elaine Mergard

Level: Intermediate – Advanced

Duration: Half Day

Sessions: 7, 8, 9

Learn to weave, wire and face edge using Swiss Straw. Reshape to give the hatinator a twist. Create a base for your hatinator. Consider various trim options to complete your special creation.



Water Lilies: Creating with Crinoline


Carolyn Gibson

Level: Intermediate - Advanced

Duration: Full Day

Sessions: 1/2, 3/4, 5/6, 7/8

Crinoline can be a very versatile medium to work with. At this workshop you will learn how to create a water lily from crinoline. Three different techniques using different widths of crinoline have been applied to create the finished piece. The water lily can be used to trim a hat or even become a single larger piece by adding more petals.



Ways with Mesh Sinamay

Catherine Kelly

Level: Advanced

Duration: Half Day

Sessions: 5, 6, 7, 8, 9

Learn the technique favoured by British royalty using mesh sinamay to create a lightweight, elegant, and ethereal brim. This technique is suitable for small disc style hats and larger style brims.



Classes – continued ...

Wicked Turkey and Wonderful Ostrich Wendy White

Level: Beginner – Advanced

Duration: Full Day

Sessions: 1/2, 3/4, 5/6

Learn the art of working with turkey and ostrich feathers. Learn cutting, sculpting and how to acid dip feathers to get great looks. Make a wonderful headpiece on a comb or an Alice band. Learn line, balance and harmony.



Wicked Turkey and Wonderful Ostrich Wendy White

Level: Beginner – Advanced

Duration: Half Day

Sessions: 7, 8, 9

Learn the art of working with turkey and ostrich feathers. Learn cutting, sculpting and how to acid dip feathers to get great looks.



Seminars

Seminar 1 – Monday 5:30pm

Blocking Millinery Veiling - Paris Kyne

Learn to block cotton and silk millinery veiling into the perfect covering for use on a pillbox or headpiece. Paris will demonstrate the blocking of a face veil and brim.

Seminar 2 – Tuesday 5:30pm

Versatile Rouleaux - Patty Carter

Patty will demonstrate how to make bias strips, then turn, pad and wire the rouleaux. Perfect for hats, sculptural pieces, and the best "Alice Band" you will find.

Seminar 3 – Wednesday 5:30pm

Crinoline Brims - Elaine Mergard

Crinoline is often used as a trim but transform into a beautiful translucent brim by joining, wiring and binding. Elaine will also demonstrate the secret of how to join at the centre back.

Seminar 4 – Thursday 5:30pm

Wire Prongs - Ian Bennett

One of the best ways to secure a headpiece. Light, secure and invisible – Ian will share his secrets on how to make this milliners' "must have" item.

Seminar 5 – Friday 2pm

Display Your Millinery for Sale – Christine Waring

Learn tricks and tips for displaying your millinery at market stalls and shops. Christine will show you how to achieve balance in your layout and discuss the small finishing touches.

Seminar 6 – Friday 3:30pm

History of Fashion, Millinery and Millinery Materials in Australia - Peter Jago

Peter will take us on a journey of Australian fashion and millinery. He will also share his knowledge of vintage millinery materials that you may never have known what to do with.

Functions

Cocktail Party



The **2013 Hats Off to Brisbane Millinery Convention** will kick off in style. Join us at the Stamford Plaza's Brasserie Marquee overlooking the Brisbane River, Story Bridge and Kangaroo Point cliffs. Mingle with sponsors, traders, tutors and fellow delegates over drinks and canapés while browsing the display of tutor's work.

Dress in your best finery – headpiece essential!

Sunday 30th June, 6:30pm
Stamford Plaza
Brasserie Marquee
Corner Edward and Margaret Streets, Brisbane
\$85

Hatters' Millinery Supplies Grand Finale Dinner



Farewell the **2013 Hats Off to Brisbane Millinery Convention** at the Hatters Millinery Supplies Grand Finale Dinner in the Hilton Hotel. Join your fellow conventioners for drinks and canapés before sitting down to dinner and dessert. The MasterMilliner masterpieces and finalists of the Hatters Millinery Supplies Mystery Hat Competition will be on display prior to the winners of both competitions being announced. The evening will culminate in a charity auction of the MasterMilliner pieces and the artwork that inspired the winning Mystery Hat. Enjoy lucky door prizes, raffles and a fashion parade. This event is open to the public so be sure to wear your best work on the night.

Friday 5th July, 7:30pm
Hilton Hotel
Ball Room A & B
119 Elizabeth Street, Brisbane
\$135

Delegate Information

Allocation of Classes

The **2013 Hats Off to Brisbane Millinery Convention** will do their best to allocate your listed preferences. Classes will be filled on a first in first served basis. When your application is received you will be allocated a running number (the post mark will be used for mailed forms). We will allow up to 3 business days for your funds to be received in the nominated account to confirm the running order.

If in the event of being unable to enrol you in one of the three preferences identified, we will contact you directly to discuss other options.

Identify Your Level

Each class is aimed at a specific level. Tutors have taken the time to identify the level their class requires so please be realistic regarding your ability. This allows the tutors to provide the best possible class for all those enrolled.

Please see guide below.

Beginner	- new to millinery but may have skills from a related area such as sewing or textile art
Intermediate	- has an understanding of some millinery techniques including the ability to block a hat
Advanced	- has highly developed millinery skills

Cancellations

The **2013 Hats Off to Brisbane Millinery Convention** reserves the right to cancel any workshop if enrolments do not reach minimum requirements. A new class will be allocated based on the preferences you submitted at registration.

Workshops cancellations by delegates prior to 30th April will be fully refunded. Cancellations after this date will incur a fee.

If you are unable to attend the Cocktail Party or the Hatters Millinery Supplies Grand Finale Dinner please contact the **2013 Hats Off to Brisbane Millinery Convention** Committee and we will do our best to re-sell the ticket for you.